



VASANTDADA SUGAR INSTITUTE, PUNE

Department of Alcohol Technology and Biofuels

ATTAINMENT LEVEL		
1	2	3
40	60	80

Course Outcome - Program Outcome Attainment Matrix

Academic Year: 2023-24

		Program: MSc WBAT				Sem: I					
		Course: Vineyard Technology					Course Code: WT 1.1				
		PO's									
CO		PO1	PO2	PO3	PO4	PO5	PO6	PO7	PO8	PO9	PO10
Target for PO		3.00	1.50	1.00	1.50	2.00	2.00	1.00	2.00	1.00	1.00
Achieved PO		3.00	1.49	1.00	1.47	1.99	1.99	0.99	2.00	0.99	0.99
% Achievement of PO		100.00	75.00	100.00	75.00	99.37	99.37	99.37	100.00	99.37	99.37
Attainment Level of PO		3.00	3.00	3.00	3.00	3.00	3.00	3.00	3.00	3.00	3.00
		Course: Microbiology of Alcohol, Beer & Wine					Course Code: WT 1.2				
		PO's									
CO		PO1	PO2	PO3	PO4	PO5	PO6	PO7	PO8	PO9	PO10
Target for PO		3.00	1.50	1.00	1.50	2.00	2.00	1.00	2.00	1.00	1.00
Achieved PO		3.00	1.50	1.00	1.50	2.00	2.00	1.00	2.00	1.00	1.00
% Achievement of PO		100.00	75.00	100.00	75.00	100.00	100.00	100.00	100.00	100.00	100.00
Attainment Level of PO		3.00	3.00	3.00	3.00	3.00	3.00	3.00	3.00	3.00	3.00
		Course: Biochemistry of Alcohol, Beer & Wine					Course Code: WT 1.3				
		PO's									
CO		PO1	PO2	PO3	PO4	PO5	PO6	PO7	PO8	PO9	PO10
Target for PO		3.00	1.50	1.00	1.50	2.00	2.00	1.00	2.00	1.00	1.00
Achieved PO		3.00	1.50	1.00	1.50	2.00	2.00	1.00	2.00	1.00	1.00
% Achievement of PO		100.00	75.00	100.00	75.00	100.00	100.00	100.00	100.00	100.00	100.00
Attainment Level of PO		3.00	3.00	3.00	3.00	3.00	3.00	3.00	3.00	3.00	3.00
		Course: Practicals based on Microbiology					Course Code: WT 1.4				
		PO's									
CO		PO1	PO2	PO3	PO4	PO5	PO6	PO7	PO8	PO9	PO10
Target for PO		3.00	2.00	1.50	1.50	2.25	1.75	1.00	2.00	1.00	1.00
Achieved PO		3.00	2.00	1.50	1.50	2.25	1.75	1.00	2.00	1.00	1.00
% Achievement of PO		100.00	75.00	100.00	75.00	100.00	100.00	100.00	100.00	100.00	100.00
Attainment Level of PO		3.00	3.00	3.00	3.00	3.00	3.00	3.00	3.00	3.00	3.00
		Course: Research Methodology					Course Code: WT 1.5				
		PO's									
CO		PO1	PO2	PO3	PO4	PO5	PO6	PO7	PO8	PO9	PO10
Target for PO		3.00	1.50	1.00	1.50	2.00	2.00	1.00	2.00	1.00	1.00
Achieved PO		3.00	1.50	1.00	1.50	2.00	2.00	1.00	2.00	1.00	1.00
% Achievement of PO		100.00	75.00	100.00	75.00	100.00	100.00	100.00	100.00	100.00	100.00
Attainment Level of PO		3.00	3.00	3.00	3.00	3.00	3.00	3.00	3.00	3.00	3.00
		Course: Practicals based on Research Methodology					Course Code: WT 1.6				
		PO's									
CO		PO1	PO2	PO3	PO4	PO5	PO6	PO7	PO8	PO9	PO10
Target for PO		2.75	1.50	1.50	1.50	1.75	2.25	1.25	2.00	1.00	1.00
Achieved PO		2.75	1.50	1.50	1.50	1.75	2.25	1.25	2.00	1.00	1.00
% Achievement of PO		100.00	75.00	100.00	75.00	100.00	100.00	100.00	100.00	100.00	100.00
Attainment Level of PO		3.00	3.00	3.00	3.00	3.00	3.00	3.00	3.00	3.00	3.00

[Signature]
Academic Incharge

[Signature]
Head of the Department

[Signature]
Principal



Principal



VASANTDADA SUGAR INSTITUTE, PUNE

Department of Alcohol Technology and Biofuels

ATTAINMENT LEVEL

1	2	3
40	60	80

Course Outcome - Program Outcome Attainment Matrix

Academic Year: 2023-24

Program: MSc WBAT

Sem: II

Course: Alcohol Technology-I

Course Code: WT 2.1

PO's

CO	PO1	PO2	PO3	PO4	PO5	PO6	PO7	PO8	PO9	PO10
Target for PO	3.00	1.50	1.00	1.50	2.00	2.00	1.00	2.00	1.00	1.00
Achieved PO	3.00	1.50	1.00	1.50	2.00	2.00	1.00	2.00	1.00	1.00
% Achievement of PO	100.00	75.00	100.00	75.00	100.00	100.00	100.00	100.00	100.00	100.00
Attainment Level of PO	3.00	3.00	3.00	3.00	3.00	3.00	3.00	3.00	3.00	3.00

Course: Brewing Technology-I

Course Code: WT 2.2

PO's

CO	PO1	PO2	PO3	PO4	PO5	PO6	PO7	PO8	PO9	PO10
Target for PO	3.00	1.50	1.00	1.50	2.00	2.00	1.00	2.00	1.00	1.00
Achieved PO	3.00	1.50	1.00	1.50	2.00	2.00	1.00	2.00	1.00	1.00
% Achievement of PO	100.00	75.00	100.00	75.00	100.00	100.00	100.00	100.00	100.00	100.00
Attainment Level of PO	3.00	3.00	3.00	3.00	3.00	3.00	3.00	3.00	3.00	3.00

Course: Enology-I

Course Code: WT 2.4

PO's

CO	PO1	PO2	PO3	PO4	PO5	PO6	PO7	PO8	PO9	PO10
Target for PO	3.00	1.50	1.00	1.50	2.00	2.00	1.00	2.00	1.00	1.00
Achieved PO	3.00	1.50	1.00	1.50	2.00	2.00	1.00	2.00	1.00	1.00
% Achievement of PO	100.00	75.00	100.00	75.00	100.00	100.00	100.00	100.00	100.00	100.00
Attainment Level of PO	3.00	3.00	3.00	3.00	3.00	3.00	3.00	3.00	3.00	3.00

Course: Chemical and Plant Engineering-I

Course Code: WT 2.5

PO's

CO	PO1	PO2	PO3	PO4	PO5	PO6	PO7	PO8	PO9	PO10
Target for PO	3.00	1.50	1.00	1.50	2.00	2.00	1.00	2.00	1.00	1.00
Achieved PO	3.00	1.50	1.00	1.50	2.00	2.00	1.00	2.00	1.00	1.00
% Achievement of PO	100.00	75.00	100.00	75.00	100.00	100.00	100.00	100.00	100.00	100.00
Attainment Level of PO	3.00	3.00	3.00	3.00	3.00	3.00	3.00	3.00	3.00	3.00


Course: Practicals Based Chemical and Plant Engineering-I


Course Code: WT 2.6

PO's

CO	PO1	PO2	PO3	PO4	PO5	PO6	PO7	PO8	PO9	PO10
Target for PO	2.80	2.20	1.33	1.33	2.00	1.80	1.00	1.50	1.20	1.00
Achieved PO	2.75	2.20	1.33	1.33	1.80	1.80	1.00	1.50	1.20	1.00
% Achievement of PO	98.21	100.00	100.00	100.00	90.00	100.00	100.00	100.00	100.00	100.00
Attainment Level of PO	3.00	3.00	2.00	3.00	3.00	3.00	3.00	3.00	3.00	3.00


Academic Incharge


Head of the Department


Principal



Principal
Vasantdada Sugar Institute
Manjari (Bk.), Tal. Havell,
Dist. Pune - 412 307



VASANTDADA SUGAR INSTITUTE, PUNE

Department of Alcohol Technology and Biofuels

ATTAINMENT LEVEL

1	2	3
40	60	80

Course Outcome - Program Outcome Attainment Matrix

Academic Year: 2023-24

Program: MSc WBAT

Sem: III

Course: Alcohol Technology-II

Course Code: WT 3.1

PO's

CO	PO1	PO2	PO3	PO4	PO5	PO6	PO7	PO8	PO9	PO10
Target for PO	3.00	1.50	1.00	1.50	2.00	2.00	1.00	2.00	1.00	1.00
Achieved PO	3.00	1.50	1.00	1.50	2.00	2.00	1.00	2.00	1.00	1.00
% Achievement of PO	100.00	75.00	100.00	75.00	100.00	100.00	100.00	100.00	100.00	100.00
Attainment Level of PO	3.00	3.00	3.00	3.00	3.00	3.00	3.00	3.00	3.00	3.00

Course: Brewing Technology II

Course Code: WT 3.2

PO's

CO	PO1	PO2	PO3	PO4	PO5	PO6	PO7	PO8	PO9	PO10
Target for PO	3.00	1.50	1.00	1.50	2.00	2.00	1.00	2.00	1.00	1.00
Achieved PO	3.00	1.50	1.00	1.50	2.00	2.00	1.00	2.00	1.00	1.00
% Achievement of PO	100.00	75.00	100.00	75.00	100.00	100.00	100.00	100.00	100.00	100.00
Attainment Level of PO	3.00	3.00	3.00	3.00	3.00	3.00	3.00	3.00	3.00	3.00

Course: Enology-II

Course Code: WT 3.4

PO's


CO	PO1	PO2	PO3	PO4	PO5	PO6	PO7	PO8	PO9	PO10
Target for PO	3.00	1.50	1.00	1.50	2.00	2.00	1.00	2.00	1.00	1.00
Achieved PO	3.00	1.50	1.00	1.50	2.00	2.00	1.00	2.00	1.00	1.00
% Achievement of PO	100.00	75.00	100.00	75.00	100.00	100.00	100.00	100.00	100.00	100.00
Attainment Level of PO	3.00	3.00	3.00	3.00	3.00	3.00	3.00	3.00	3.00	3.00


Course: Practicals Based on Marketing of alcoholic beverages


Course Code: WT 3.6

PO's

CO	PO1	PO2	PO3	PO4	PO5	PO6	PO7	PO8	PO9	PO10
Target for PO	3.00	1.50	1.00	1.50	2.00	2.00	1.00	2.00	1.00	1.00
Achieved PO	3.00	1.42	1.00	1.34	1.92	1.92	0.96	2.00	0.96	0.96
% Achievement of PO	100.00	75.00	100.00	75.00	96.02	96.02	96.02	100.00	96.02	96.02
Attainment Level of PO	3.00	3.00	3.00	3.00	3.00	3.00	3.00	3.00	3.00	3.00


Academic Incharge


Head of the Department


Principal



Principal
Vasantdada Sugar Institute
Manjari (Bk.), Tal. Haveli,
Dist. Pune - 412 307



VASANTDADA SUGAR INSTITUTE, PUNE

Department of Alcohol Technology and Biofuels

ATTAINMENT LEVEL		
1	2	3
40	60	80

Course Outcome - Program Outcome Attainment Matrix

Academic Year: 2023-24

	Program: MSc WBAT					Sem: IV				
	Course: Industrial Waste Treatment					Course Code: WT 4.1				
	PO's									
CO	PO1	PO2	PO3	PO4	PO5	PO6	PO7	PO8	PO9	PO10
Target for PO	3.00	1.50	1.00	1.50	2.00	2.25	1.25	2.00	1.00	1.00
Achieved PO	3.00	1.50	1.00	1.50	2.00	2.25	1.25	2.00	1.00	1.00
% Achievement of PO	100.00	75.00	100.00	75.00	100.00	100.00	100.00	100.00	100.00	100.00
Attainment Level of PO	3.00	3.00	3.00	3.00	3.00	3.00	3.00	3.00	3.00	3.00
	Course: Business Management					Course Code: WT 4.2				
	PO's									
CO	PO1	PO2	PO3	PO4	PO5	PO6	PO7	PO8	PO9	PO10
Target for PO	2.75	1.50	1.00	1.50	1.75	2.00	1.50	2.00	1.00	1.50
Achieved PO	2.75	1.50	1.00	1.50	1.75	2.00	1.50	2.00	1.00	1.50
% Achievement of PO	100.00	75.00	100.00	75.00	100.00	100.00	100.00	100.00	100.00	100.00
Attainment Level of PO	3.00	3.00	3.00	3.00	3.00	3.00	3.00	3.00	3.00	3.00
	Course: Chemical and Plant Engineering-II					Course Code: WT 4.3				
	PO's									
CO	PO1	PO2	PO3	PO4	PO5	PO6	PO7	PO8	PO9	PO10
Target for PO	2.75	1.75	1.50	2.00	2.50	2.00	1.00	3.00	1.25	1.75
Achieved PO	2.75	1.75	1.50	2.00	2.50	2.00	1.00	3.00	1.25	1.75
% Achievement of PO	100.00	75.00	100.00	75.00	100.00	100.00	100.00	100.00	100.00	100.00
Attainment Level of PO	3.00	3.00	3.00	3.00	3.00	3.00	3.00	3.00	3.00	3.00
	Course: Project/In Plant Training					Course Code: WT 4.4				
	PO's									
CO	PO1	PO2	PO3	PO4	PO5	PO6	PO7	PO8	PO9	PO10
Target for PO	3.00	2.80	1.33	2.00	2.75	2.80	1.00	2.25	1.20	1.00
Achieved PO	3.00	2.75	1.00	2.00	2.60	2.80	1.00	2.25	1.20	1.00
% Achievement of PO	100.00	98.21	75.00	100.00	94.55	100.00	100.00	100.00	100.00	100.00
Attainment Level of PO	3.00	3.00	2.00	3.00	3.00	3.00	3.00	3.00	3.00	3.00
	Course: Alcohol Technology-III/Brewing Technology-III/Enology-III					Course Code: WT 4.5.1				
	PO's									
CO	PO1	PO2	PO3	PO4	PO5	PO6	PO7	PO8	PO9	PO10
Target for PO	3.00	1.50	1.00	2.00	2.25	2.00	1.25	3.00	1.00	1.25
Achieved PO	3.00	1.35	1.00	1.56	2.03	1.85	1.18	3.00	0.93	1.18
% Achievement of PO	100.00	75.00	100.00	75.00	90.23	92.67	94.14	100.00	92.67	94.14
Attainment Level of PO	3.00	3.00	3.00	3.00	3.00	3.00	3.00	3.00	3.00	3.00
	Course: Practicals based on Alcohol Technology					Course Code: WT 4.5.2				
	PO's									
CO	PO1	PO2	PO3	PO4	PO5	PO6	PO7	PO8	PO9	PO10
Target for PO	3.00	2.20	2.00	1.75	2.00	2.00	1.00	1.50	1.20	1.00
Achieved PO	3.00	2.20	2.00	1.75	1.80	2.00	1.00	1.50	1.20	1.00
% Achievement of PO	100.00	100.00	100.00	100.00	90.00	100.00	100.00	100.00	100.00	100.00
Attainment Level of PO	3.00	3.00	2.00	3.00	3.00	3.00	3.00	3.00	3.00	3.00
	Course: Practicals based on Brewing Technology					Course Code: WT 4.6.2				
	PO's									
CO	PO1	PO2	PO3	PO4	PO5	PO6	PO7	PO8	PO9	PO10
Target for PO	2.80	2.20	2.00	1.40	2.00	1.80	1.00	1.50	1.20	1.00



Achieved PO	2.75	2.20	2.00	1.40	1.80	1.80	1.00	1.50	1.20	1.00
% Achievement of PO	98.21	100.00	100.00	100.00	90.00	100.00	100.00	100.00	100.00	100.00
Attainment Level of PO	3.00	3.00	3.00	3.00	3.00	3.00	3.00	3.00	3.00	3.00
Course: Practicals based on Enology										
Course Code: WT 4.7.2										
PO's										
CO	PO1	PO2	PO3	PO4	PO5	PO6	PO7	PO8	PO9	PO10
Target for PO	3.00	2.60	2.00	2.00	2.00	1.80	1.00	1.50	1.20	1.00
Achieved PO	3.00	2.60	2.00	2.00	1.80	1.80	1.00	1.50	1.20	1.00
% Achievement of PO	100.00	100.00	100.00	100.00	90.00	100.00	100.00	100.00	100.00	100.00
Attainment Level of PO	3.00	3.00	2.00	3.00	3.00	3.00	3.00	3.00	3.00	3.00


[Signature]
Academic Incharge

[Signature]
Head of the Department

[Signature]
Principal



Principal
Vasantdada Sugar Institute
Manjari (Bk.), Tal. Haveli,
Dist. Pune - 412 307

 VASANTDADA SUGAR INSTITUTE, PUNE		Performance Indicator	
		PROGRAM:	M.Sc. Env Sci
ACADEMIC YEAR:	2023-24	COURSE CODE:	ESBUT 241
TERM/SEM:	IV	COURSE:	SOLID & HAZARDOUS WASTE MANAGEMENT
CLASS:	Second Year	COURSE TEACHER:	Dr. HN Hingane

PO	CO1	CO2	CO3	CO4		
PO1: Knowledge	Y	Y	Y	Y		
PO to CO Mapping for PO 1	3	3	3	3		
PO2: Problem Analysis	Y	Y	Y	Y		
PO to CO Mapping for PO 2	1	2	2	1		
PO3: Designing Solutions	Y			Y		
PO to CO Mapping for PO 3	1	-	-	1		
PO4: Modern tool usage		Y		Y		
PO to CO Mapping for PO 4	-	2	-	1		
PO5: Communication Development	Y	Y	Y	Y		
PO to CO Mapping for PO 5	2	2	2	2		
PO6: Employability	Y	Y	Y	Y		
PO to CO Mapping for PO 6	2	2	2	2		
PO7: Ethics	Y	Y	Y	Y		
PO to CO Mapping for PO 7	1	1	1	1		
PO8: Environment and Sustainability	Y					
PO to CO Mapping for PO 8	2	-	-	-		
PO9: Science and Society	Y	Y	Y	Y		
PO to CO Mapping for PO 9	1	1	1	1		
PO10: Life-long learning	Y	Y	Y	Y		
PO to CO Mapping for PO 10	1	1	1	1		

 Course Teacher	 Head of the Department	 Principal
---	---	---



VASANTDADA
SUGAR INSTITUTE,
PUNE

ASSESSMENT AND EVALUATION OF PROGRAM OUTCOMES

ACADEMIC YEAR:	2023-24	COURSE CODE:	Env 8a	MAPPING CORRELATION	
TERM/SEM:	IV	COURSE:	SOLID & HAZARDOUS WASTE MANAGEMENT	HIGH	3
COURSE TEACHER:	Dr. HN Hingane	CLASS:	Second Year	MEDIUM	2
				LOW	1


COURSE ARTICULATION MATRIX												
CO	PROGRAM OUTCOMES											
	PO1	PO2	PO3	PO4	PO5	PO6	PO7	PO8	PO9	PO10		
CO1	3	1	1		2	2	1	2	1	1		
CO2	3	2		2	2	2	1		1	1		
CO3	3	2			2	2	1		1	1		
CO4	3	1	1	1	2	2	1		1	1		
AVERAGE	3.0	2	1	2	2	2	1	2	1	1		

Course Outcome - Program Outcome Acquisition Matrix												
CO	PROGRAM OUTCOMES											
	PO1	PO2	PO3	PO4	PO5	PO6	PO7	PO8	PO9	PO10		
GH223	3.0	2	1	2	2	2	1	2	1	1		

Course Outcome - Attainment										
Course Outcomes	Ben. Sta. Level	Assessed Through			Class Average Target	Attainment of CO Through			Average Achieved	Percentage of CO Attainment
		ETE	IA	PR		ETE	CJA	PR		
CO1	K_3	Yes	Yes		40	57.50	61.04		59.42	100.00
CO2	K_2	Yes	Yes		40	67.50	66.67		62.23	100.00
CO3	K_1	Yes	Yes		40	57.50	61.04		59.42	100.00
CO4	K_2	Yes	Yes		40	57.50	61.04		59.42	100.00

Program Outcome Attainment												
Course Outcomes	PO's											
	PO1	PO2	PO3	PO4	PO5	PO6	PO7	PO8	PO9	PO10		
CO1	3	1	1		2	2	1	2	1	1		
CO2	3	2		2	2	2	1		1	1		
CO3	3	2			2	2	1		1	1		
CO4	3	1	1	1	2	2	1		1	1		
AVERAGE	3.55	1.85	1.05	1.55	2.05	2.05	1.05	2.05	1.05	1.05		

Course Outcome - Program Outcome Attainment Matrix												
CO	PO's											
	PO1	PO2	PO3	PO4	PO5	PO6	PO7	PO8	PO9	PO10		
Course Code: WT 2.5	3.00	1.50	1.00	1.50	2.00	2.00	1.00	2.00	1.00	1.00		
Target for PO	3.0	2	1	2	2	2	1	2	1	1		
Achieved PO	3.00	1.50	1.00	1.50	2.00	2.00	1.00	2.00	1.00	1.00		
% Achievement of PO	100.0	75.0	100.0	75.0	100.0	100.0	100.0	100.0	100.0	100.0		
Attainment Level of PO	3	3	3	3	3	3	3	3	3	3		

 Course Teacher

 Head of the Department

 Principal



VASANTDADA SUGAR INSTITUTE, PUNE

ATTAINMENT OF COURSE OUTCOMES

CLASS:		Second Year		
COURSE:		SOLID & HAZARDOUS WASTE MANAGEMENT		
ACADEMIC YEAR:	2023-24	COURSE CODE:	EVSUT 2A1	
SEM:	IV	COURSE TEACHER:	Dr. HN Hingane	
MSc Env Sci		ATTAINMENT LEVEL		
		1	2	3
		40	60	80

Sr. NO.	CO	COURSE OUTCOMES	TARGET FOR COS %	EXTERNAL THEORY EXAM TARGETS A ACHIEVED (%)	QA TARGETS B ACHIEVED (%)	Average Achievement (%)	ATTAINMENT LEVEL	RESULT
1	CO1		40	100.00	87.50	93.75	3	Yes
2	CO2		40	100.00	95.83	97.92	3	Yes
3	CO3		40	100.00	95.83	97.92	3	Yes
Average			40	100.00	93.06	96.53	3	Yes

HNH
Course Teacher

[Signature]
Head of the Department

[Signature]
Principal



VASANTNADA SUGAM INSTITUT,
PUNE

RECORD OF CONTINUOUS INTERNAL ASSESSMENT MARKS

ACADEMIC YEAR	2023-24	PROGRAM	M.Sc. Environmental Sciences
Sem	IV	COURSE	SOLID & HAZARDOUS WASTE MANAGEMENT
CLASS	Second Year	COURSE CODE	EVSUT 241
		COURSE TEACHER	Dr. HV Hingane

Sl. NO.	Roll No.	Name	ACTIVITY 1 (Written test dated 15 April 2024)				ACTIVITY 2				ACTIVITY 3				ACTIVITY 4			
			Max Marks	28	%	Y/N	Max Marks	5	%	Y/N	Max Marks	5	%	Y/N	Max Marks	15	%	Y/N
1	ES 202201	Bhannase Aditya Mahant	5		29	No	3	60	Yes	4		80	Yes			0	No	
2	ES 202202	Chandray Pratik Vijaykumar	8		40	Yes	3	60	Yes	3		60	Yes			0	No	
3	ES 202203	Devashri Aniket Gajanan	15		75	Yes	4	80	Yes	1		60	Yes			0	No	
4	ES 202204	Dhruval Kuldip Nemnarath	11		55	Yes	3	60	Yes	4		80	Yes			0	No	
5	ES 202205	Gulvud Kopal Kishor	14		70	Yes	4	80	Yes	4		80	Yes			0	No	
6	ES 202206	Ayase Abhishek Sanjay	11		65	Yes	3	60	Yes	4		80	Yes			0	No	
7	ES 202207	Gurav Praniksha Subas	15		80	Yes	3	60	Yes	4		80	Yes			0	No	
8	ES 202208	Jadhav Rohit Shankar	14		70	Yes	3	60	Yes	4		80	Yes			0	No	
9	ES 202209	Kanble Gokul Sanjay	12		60	Yes	3	60	Yes	4		80	Yes			0	No	
10	ES 202210	Kulkarni Shruti Subas	13		65	Yes	4	80	Yes	4		80	Yes			0	No	
11	ES 202211	Mehne Udayash Anil	15		65	Yes	4	80	Yes	4		80	Yes			0	No	
12	ES 202213	Patil Gokhar Rajkumar	13		65	Yes	3	60	Yes	4		80	Yes			0	No	
13	ES 202214	Patil Shivani Shirhanr	16		80	Yes	4	80	Yes	4		80	Yes			0	No	
14	ES 202215	Hanuleswar Prishantha Shankar	15		75	Yes	4	80	Yes	4		80	Yes			0	No	
15	ES 202216	Annan Satyendra Raj	17		85	Yes	4	80	Yes	4		80	Yes			0	No	
16	ES 202217	Power Sagar'sa Bhagwan	0		0	No	0	0	No	0		0	No			0	No	
17	ES 202218	Power Anika Ashok	15		75	Yes	4	80	Yes	4		80	Yes			0	No	
18	ES 202219	Raut Oshkar Dattatraya	13		65	Yes	3	60	Yes	4		80	Yes			0	No	
19	ES 202220	Salekar Sakshi Prakash	14		70	Yes	4	80	Yes	4		80	Yes			0	No	
20	ES 202221	Sapre Anishtha Dinesh	13		65	Yes	1	60	Yes	4		80	Yes			0	No	
21	ES 202222	Shinde Neha Ravindra	15		75	Yes	4	80	Yes	4		80	Yes			0	No	
22	ES 202223	Chikase Saanul Balkrishna	10		50	Yes	3	60	Yes	4		80	Yes			0	No	
23	ES 202224	Sudkar Kunal Prashant	11		55	Yes	4	80	Yes	4		80	Yes			0	No	
24	ES 202016	Jayashri Kor	7		35	No	1	60	Yes	4		80	Yes			0	No	
Average:			12.21		61	87.50	3.35	67	95.83	3.75		75	95.83	#DIV/0!	0	0.00		

Course Teacher

Head of the Department

Principal



VASANTDADA SUGAR
INSTITUTE, PUNE

RECORD OF EXTERNAL THEORY EXAM MARKS


ACADEMIC YEAR	2023-24	PROGRAM	M.Sc. Env Sci
TERM	IV	COURSE	SOLID & HAZARDOUS WASTE MANAGEMENT
CLASS	Second Year	COURSE CODE	EVSLT 241
		COURSE TEACHER	Dr. HN Hegare

Sl. NO.	Roll No	Name	CO1			CO2			CO3			CO4			Total Marks			
			Max Marks	0	%	Y/N	Max Marks	0	%	Y/N	Max Marks	0	%	Y/N	Max Marks	0	%	Y/N
1	ES 202201	Bhervase Aditya Malhar												0		0		Y
2	ES 202202	Chougkary Pratik Vishvanshu												30		43		Y
3	ES 202203	Devashil Anket Gajanan												47		67		Y
4	ES 202204	Dharmal Kuddip Nemimath												33		47		Y
5	ES 202205	Gaikwad Kaji Kishor												37		53		Y
6	ES 202206	Aswate Abhishek Sanjay												32		40		Y
7	ES 202207	Gurav Pratiksha Sahas												48		69		Y
8	ES 202208	Jadhav Rishi Shankar												34		49		Y
9	ES 202209	Kamble Gokul Sanjay												45		64		Y
10	ES 202210	Kulkarni Snehal Satish												39		58		Y
11	ES 202211	Mane Udayish Anil												32		48		Y
12	ES 202213	Patil Deekar Rajkumar												49		70		Y
13	ES 202214	Patil Shweta Shankar												51		73		Y
14	ES 202215	Hanrao Pawar Prjyanka Sandeep												51		73		Y
15	ES 202216	Aasin Sanjendra Raj												44		63		Y
16	ES 202217	Pawar Supriya Bhagwan												0		0		Y
17	ES 202218	Pawar Anshu Ashok												52		74		Y
18	ES 202219	Raut Deekar Dattaraya												40		57		Y
19	ES 202220	Salekar Saket Prakash												45		64		Y
20	ES 202221	Sarge Anushka Dinesh												43		61		Y
21	ES 202222	Shinde Neha Ravindra												53		76		Y
22	ES 202223	Chakane Sunil Balakrishna												39		56		Y
23	ES 202224	Sardar Karal Prashant												40		57		Y
24	ES 202016	Jayesh Kor												44		63		Y
Average:														38.7		55		100.00

Course Teacher

Head of the Department

Principal

 VASANTDADA SUGAR INSTITUTE, PUNE		Performance Indicator	
		PROGRAM	M.Sc. Env Sci
ACADEMIC YEAR:	2023-24	COURSE CODE:	ENVUT 242
TERM/SEM:	IV	COURSE:	RENEWABLE & NON RENEWABLE ENERGY
CLASS:	Second Year	COURSE TEACHER:	Dr. Deepali Nimbalkar

PO	CO1	CO2	CO3	CO4		
PO1: Knowledge	Y	Y	Y	Y		
PO to CO Mapping for PO 1	3	3	3	3		
PO2: Problem Analysis	Y	Y	Y	Y		
PO to CO Mapping for PO 2	1	2	2	1		
PO3: Designing Solutions	Y			Y		
PO to CO Mapping for PO 3	1	-	-	1		
PO4: Modern tool usage		Y		Y		
PO to CO Mapping for PO 4	-	2	-	1		
PO5: Communication Development	Y	Y	Y	Y		
PO to CO Mapping for PO 5	2	2	2	2		
PO6: Employability	Y	Y	Y	Y		
PO to CO Mapping for PO 6	2	2	2	2		
PO7: Ethics	Y	Y	Y	Y		
PO to CO Mapping for PO 7	1	1	1	1		
PO8: Environment and Sustainability	Y					
PO to CO Mapping for PO 8	2	-	-	-		
PO9: Science and Society	Y	Y	Y	Y		
PO to CO Mapping for PO 9	1	1	1	1		
PO10: Life-long learning	Y	Y	Y	Y		
PO to CO Mapping for PO 10	1	1	1	1		
 Course Teacher		 Head of the Department		 Principal		



VASANTDADA
SUGAR INSTITUTE,
PUNE

ASSESSMENT AND EVALUATION OF PROGRAM OUTCOMES

ACADEMIC YEAR:	2023-24	COURSE CODE:	EV/SUT 242	MAPPING CORRELATION	
TERM/SEM:	IV	COURSE:	RENEWABLE & NON-RENEWABLE ENERGY	HIGH	3
COURSE TEACHER:	Dr. Deepak Nimbalkar	CLASS:	Second Year	MEDIUM	2
				LOW	1

CO	PROGRAM OUTCOMES									
	PO1	PO2	PO3	PO4	PO5	PO6	PO7	PO8	PO9	PO10
	CO1	3	1	1		2	2	1	2	1
CO2	3	2		2	2	2	1		1	1
CO3	3	2			2	2	1		1	1
CO4	3	1	1	1	2	2	1		1	1
AVERAGE	3.0	2	1	2	2	2	1	2	1	1

CO	PROGRAM OUTCOMES									
	PO1	PO2	PO3	PO4	PO5	PO6	PO7	PO8	PO9	PO10
	CH023	3.0	2	1	2	2	2	1	2	1

Course Outcomes	Bloom's Level	Assessed Through			Class Average Target	Attainment of CO Through			Average Achieved	Percentage of CO Attainment
		ETE	IA	PR		ETE	IA	PR		
		CO1	K ₂	Yes		Yes		40		
CO2	K ₂	Yes	Yes		40	54.96	50.17		57.05	100.00
CO3	K ₁	Yes	Yes		40	54.94	73.13		94.03	100.00
CO4	K ₂	Yes	Yes		40	54.94	73.13		94.03	100.00

Course Outcomes	PROGRAM OUTCOMES									
	PO1	PO2	PO3	PO4	PO5	PO6	PO7	PO8	PO9	PO10
	CO1	3	1	1		2	2	1	2	1
CO2	3	2		2	2	2	1		1	1
CO3	3	2			2	2	1		1	1
CO4	3	1	1	1	2	2	1		1	1
AVERAGE	3.00	1.50	1.00	1.50	2.00	2.00	1.50	2.00	1.00	1.00

CO	PROGRAM OUTCOMES									
	PO1	PO2	PO3	PO4	PO5	PO6	PO7	PO8	PO9	PO10
	Course Code: WT 2.5	3.88	1.80	1.80	1.50	2.00	2.00	1.00	2.00	1.00

Target for PO	3.0	3	1	2	2	2	1	2	1	1
Achieved PO	3.00	1.50	1.00	1.50	2.00	2.00	1.00	2.00	1.00	1.00
% Achievement of PO	100.0	75.0	100.0	75.0	100.0	100.0	100.0	100.0	100.0	100.0
Attainment Level of PO	3	3	3	3	3	3	3	3	3	3


 Course Teacher


 Head of the Department


 Principal



VASANTDADA SUGAR INSTITUTE, PUNE

ATTAINMENT OF COURSE OUTCOMES

MSc Env Sci		CLASS: Second Year		ATTAINMENT LEVEL		
ACADEMIC YEAR: 2023-24	COURSE CODE: EVSUT 242	COURSE: RENEWABLE & NON RENEWABLE ENERGY	1	2	3	
SEM: IV	COURSE TEACHER: Dr. Deepali Nimbalikar		40	60	80	

Sr. NO.	CO	COURSE OUTCOMES	TARGET FOR COS %	EXTERNAL THEORY EXAM TARGETS ACHIEVED (%)	CIA TARGETS ACHIEVED (%)	Average Achievement (%)	ATTAINMENT LEVEL	RESULT
1	CO1		40	100.00	91.67	95.83	3	Yes
2	CO2		40	100.00	95.83	97.92	3	Yes
3	CO3		40	100.00	95.83	97.92	3	Yes
Average			40	100.00	94.44	97.22	3	Yes

[Signature]
Course Teacher

[Signature]
Head of the Department

[Signature]
Principal



RECORD OF CONTINUOUS INTERNAL ASSESSMENT MARKS

ACADEMIC YEAR	2023-24	PROGRAM	M.Sc. Environmental Sciences
Sem	IV	COURSE	RENEWABLE & NON RENEWABLE ENERGY
CLASS	Second Year	COURSE CODE	EVSLT 242
		COURSE TEACHER	Dr. Deepal Nimbekar

Sl. NO.	Roll No.	Name	ACTIVITY 1 (Written test dated 15 April 2024)				ACTIVITY 2 (GD/Presentation)				ACTIVITY 3 (Assignment/Field work)				ACTIVITY 4 (Oral dated 9 June 2023)			
			Max Marks	10	%	Y/N	Max Marks	5	%	Y/N	Max Marks	5	%	Y/N	Max Marks	15	%	Y/N
1	ES 202201	Bhanuse Aditya Mahant	7		35	No	3	60	Yes	3	60	Yes			0	0	No	
2	ES 202202	Choudhary Pratul Vijaykumar	12		60	Yes	2	40	Yes	3	60	Yes			0	0	No	
3	ES 202203	Devnala Aniket Ganjan	19		95	Yes	4	80	Yes	4	80	Yes			0	0	No	
4	ES 202204	Dhawal Kuldip Nemimath	15		75	Yes	3	60	Yes	3	60	Yes			0	0	No	
5	ES 202205	Gokwad Kajal Kishor	17		85	Yes	2	40	Yes	4	80	Yes			0	0	No	
6	ES 202206	Awate Abhishek Sanjay	14		70	Yes	4	80	Yes	1	60	Yes			0	0	No	
7	ES 202207	Govav Pariksha Sahas	16		80	Yes	1	60	Yes	4	80	Yes			0	0	No	
8	ES 202208	Jadhav Rohit Shankar	10		50	Yes	2	40	Yes	4	80	Yes			0	0	No	
9	ES 202209	Kamble Gokul Sanjay	16		70	Yes	2	40	Yes	3	60	Yes			0	0	No	
10	ES 202210	Kulkarni Shruti Smbha	18		90	Yes	4	80	Yes	4	80	Yes			0	0	No	
11	ES 202211	Mahne Udaysinh Avil	14		70	Yes	3	60	Yes	3	60	Yes			0	0	No	
12	ES 202213	Paati Omkar Rajkumar	16		80	Yes	2	40	Yes	4	80	Yes			0	0	No	
13	ES 202214	Patil Shivraj Shankar	17		85	Yes	3	60	Yes	4	80	Yes			0	0	No	
14	ES 202215	Hanudhar Prayanka Shankar	19		95	Yes	4	80	Yes	4	80	Yes			0	0	No	
15	ES 202216	Amari Salyendra Raj	17		85	Yes	4	80	Yes	4	80	Yes			0	0	No	
16	ES 202217	Parwar Supriya Bhagwan	0		0	No	0	0	No	0	0	No			0	0	No	
17	ES 202218	Power Ankita Ashok	19		95	Yes	4	80	Yes	4	80	Yes			0	0	No	
18	ES 202219	Raut Oshkar Dhanuraj	14		70	Yes	3	60	Yes	4	80	Yes			0	0	No	
19	ES 202220	Salekar Sakshi Prakash	18		90	Yes	4	80	Yes	4	80	Yes			0	0	No	
20	ES 202221	Saple Anveshka Dinesh	13		65	Yes	3	60	Yes	4	80	Yes			0	0	No	
21	ES 202222	Shinde Neha Ravindra	19		95	Yes	4	80	Yes	4	80	Yes			0	0	No	
22	ES 202223	Chitase Sunil Balakrishna	17		85	Yes	2	40	Yes	4	80	Yes			0	0	No	
23	ES 202224	Surkar Kamal Prashant	14		70	Yes	3	60	Yes	3	60	Yes			0	0	No	
24	ES 202016	Jyashri Koir	12		60	Yes	3	60	Yes	4	80	Yes			0	0	No	
Average:			14.63		73	91.67	2.96	59	95.83	3.54	71	95.83	4DIV/01	0	0	0.00		

Course Teacher

Head of the Department

Principal



VALLABHADA SWARN
INSTITUTE, PUNE

RECORD OF EXTERNAL THEORY EXAM MARKS


ACADEMIC YEAR	2023-24	PROGRAM	M.Sc. Env Sci
TERM	IV	COURSE	RENEWABLE & NON RENEWABLE ENERGY
CLASS	Second Year	COURSE CODE	ENVSUR 2M2
		COURSE TEACHER	Dr. Deepak Mandharkar

Sl. No.	Roll No	Name	CO1			CO2			CO3			CO4			Total Marks			
			Max Marks	0	%	V/N	Max Marks	0	%	V/N	Max Marks	0	%	V/N	Max Marks	0	%	V/N
1	ES 202201	Bhanuwar Aditya Malhari													0		0	Y
2	ES 202202	Choudhary Pratul Vijaykumar													32		46	Y
3	ES 202203	Devash Aniket Gajanan													46		66	Y
4	ES 202204	Dharmal Kuldip Nemteath													28		40	Y
5	ES 202205	Gaityad Kajal Keshor													41		63	Y
6	ES 202206	Awate Abhishek Sanjay													33		50	Y
7	ES 202207	Gurav Pratiksha Srusa													40		57	Y
8	ES 202208	Jadhav Rohit Shankar													28		40	Y
9	ES 202209	Kamble Gokul Sanjay													40		57	Y
10	ES 202210	Kulkarni Shrutu Sehas													41		63	Y
11	ES 202211	Mane Udayrinh Anil													33		47	Y
12	ES 202212	Paul Omkar Rajkumar													42		60	Y
13	ES 202214	Patil Shweta Shrutar													45		64	Y
14	ES 202215	HandeSwar Prityantika Shambhar													45		64	Y
16	ES 202216	Amun Satyendra Raj													52		74	Y
16	ES 202217	Pawar Supriya Bhagwan													0		0	Y
17	ES 202218	Pawar Ashika Ashok													31		73	Y
18	ES 202219	Raut Omkar Dattatraya													41		59	Y
19	ES 202220	Salekar Sakshi Pradurb													52		74	Y
20	ES 202221	Sapre Anushka Dinesh													50		71	Y
21	ES 202222	Shinde Neha Ravindra													46		66	Y
22	ES 202223	Chikore Snehl Balkrishna													38		54	Y
23	ES 202224	Sutar Kunal Prashanti													31		49	Y
24	ES 202016	Jyotsneri Kar													79		56	Y
		Average													37.7		54	100/100

Course Teacher

Head of the Department

Principal

 VASANTDADA SUGAR INSTITUTE, PUNE		Performance Indicator	
		PROGRAM:	M.Sc. Env Sci
ACADEMIC YEAR:	2023-24	COURSE CODE:	ESBUT 343
TERM/SEM:	IV	COURSE:	PRACTICAL RELATED TO 341 & 342
CLASS:	Second Year	COURSE TEACHER:	Dr. Hemlata Shinde

PO	CO1	CO2	CO3	CO4		
PO1: Knowledge	Y	Y	Y	Y		
PO to CO Mapping for PO 1	3	3	3	3		
PO2: Problem Analysis	Y	Y	Y	Y		
PO to CO Mapping for PO 2	1	2	2	1		
PO3: Designing Solutions	Y			Y		
PO to CO Mapping for PO 3	1	-	-	1		
PO4: Modern tool usage		Y		Y		
PO to CO Mapping for PO 4	-	2	-	1		
PO5: Communication Development	Y	Y	Y	Y		
PO to CO Mapping for PO 5	2	2	2	2		
PO6: Employability	Y	Y	Y	Y		
PO to CO Mapping for PO 6	2	2	2	2		
PO7: Ethics	Y	Y	Y	Y		
PO to CO Mapping for PO 7	1	1	1	1		
PO8: Environment and Sustainability	Y					
PO to CO Mapping for PO 8	2	-	-	-		
PO9: Science and Society	Y	Y	Y	Y		
PO to CO Mapping for PO 9	1	1	1	1		
PO10: Life-long learning	Y	Y	Y	Y		
PO to CO Mapping for PO 10	1	1	1	1		

			
Course Teacher	Head of the Department	Principal	



VASANTDADA
SAGAR INSTITUTE,
PUNE

ASSESSMENT AND EVALUATION OF PROGRAM OUTCOMES

ACADEMIC YEAR:	2023-24	COURSE CODE:	EVSUT 243	MAPPING CORRELATION	
TERM/SEM:	IV	COURSE:	PRACTICAL RELATED TO 241 & 242	HIGH	3
COURSE TEACHER:	Dr. Hemlata Hirgane	CLASS:	Second Year	MEDIUM	2
				LOW	1

CO	PROGRAM OUTCOMES									
	PO1	PO2	PO3	PO4	PO5	PO6	PO7	PO8	PO9	PO10
CO1	3	1	1		2	2	1	2	1	1
CO2	3	2		2	2	2	1		1	1
CO3	3	2			2	2	1		1	1
CO4	3	1	1	1	2	2	1		1	1
AVERAGE	3.0	2	1	2	2	2	1	2	1	1

CO	PROGRAM OUTCOMES									
	PO1	PO2	PO3	PO4	PO5	PO6	PO7	PO8	PO9	PO10
CH323	3.0	2	1	2	2	2	1	2	1	1

Course Outcomes	Bloom's Level	Assessed Through			Class Average Target	Attainment of CO Through			Average Attained	Percentage of CO Attainment
		ETE	IA	PR		ETE	CA	PR		
CO1	K ₃	Yes	Yes		40	0.00	67.78	33.89	84.72	
CO2	K ₂	Yes	Yes		40	0.00	0.00	0.00	0.00	
CO3	K ₁	Yes	Yes		40	0.00	67.78	33.89	84.72	
CO4	K ₂	Yes	Yes		40	0.00	67.78	33.89	84.72	

Course Outcomes	PO's									
	PO1	PO2	PO3	PO4	PO5	PO6	PO7	PO8	PO9	PO10
CO1	3	1	1		2	2	1	2	1	1
CO2	3									
CO3	3	2			2	2	1		1	1
CO4	3	1	1	1	2	2	1		1	1
AVERAGE	2.54	1.13	0.85	0.85	1.69	1.69	0.65	1.49	0.85	0.85

CO	PO's									
	PO1	PO2	PO3	PO4	PO5	PO6	PO7	PO8	PO9	PO10
Course Code: WT 2.5	2.54	1.13	0.85	0.85	1.69	1.69	0.65	1.49	0.85	0.85
Target for PO	3.0	2	1	2	2	2	1	2	1	1
Achieved PO	2.54	1.13	0.85	0.85	1.69	1.69	0.65	1.49	0.85	0.85
% Achievement of PO	84.7	75.0	84.7	75.0	84.7	84.7	84.7	84.7	84.7	84.7
Attainment Level of PO	3	3	3	3	3	3	3	3	3	3

Course Teacher
 Head of the Department

Principal



VASANTDADA SUGAR INSTITUTE, PUNE

ATTAINMENT OF COURSE OUTCOMES

 VASANTDADA SUGAR INSTITUTE, PUNE		ATTAINMENT OF COURSE OUTCOMES			
MSc Env Sci					
ACADEMIC YEAR:	2023-24	CLASS:	Second Year		
SEM:	IV	COURSE:	PRACTICAL RELATED TO 241 & 242		
		COURSE CODE:	EVSUT 243		
		COURSE TEACHER:	Dr. Hembha Hiyere		
		ATTAINMENT LEVEL			
		1	2	3	
		40	60	80	

Sr. NO.	CO	COURSE OUTCOMES	TARGET FOR COs %	EXTERNAL THEORY EXAM TARGETS ACHIEVED (%) ^A	CA TARGETS ACHIEVED (%) ^B	Average Achievement (%)	ATTAINMENT LEVEL	RESULT
1	CO1		40	0.00	95.83	47.92	1	Yes
2	CO2		40	0.00	0.00	0.00	0	No
3	CO3		40	0.00	0.00	0.00	0	No
Average			40	0.00	31.94	15.97	0	No

Course Teacher

Head of the Department

Principal



VASANTHADA SUGAR
INSTITUTE, PUNE

RECORD OF EXTERNAL THEORY EXAM MARKS

ACADEMIC YEAR	2023-24	PROGRAM	M.Sc. Env Sci
TERM	IV	COURSE	PRACTICAL RELATED TO 241 & 242
CLASS	Second Year	COURSE CODE	ESUT 243
		COURSE TEACHER	Dr. Harshada Hinge

Sl. NO.	Roll No	Name	Total Marks			NA			NA			Max Marks	35	%	Y/N	
			Max Marks	35	%	Y/N	Max Marks	0	%	Y/N	Max Marks					0
1	ES 202201	Bhanuse Aditya Madhuri	0	0	0	Y										
2	ES 202202	Choudhary Pratikul Vilechhanur	25	71	71	Y										
3	ES 202203	Devanah Aashat Gajanan	27	77	77	Y										
4	ES 202204	Deurnal Kuldip Nandlath	26	74	74	Y										
5	ES 202205	Galwad Kegal Kishor	31	89	89	Y										
6	ES 202206	Awate Abhishek Sanjay	28	80	80	Y										
7	ES 202207	Ganaw Pratiksha Sobas	30	86	86	Y										
8	ES 202208	Jadhav Rohit Shankar	31	89	89	Y										
9	ES 202209	Kamble Gokul Sanjay	26	74	74	Y										
10	ES 202210	Kulkarni Shirut Subas	31	89	89	Y										
11	ES 202211	Mane Udaysinh Aadi	28	80	80	Y										
12	ES 202213	Patil Omkar Rajkumar	27	77	77	Y										
13	ES 202214	Patil Shivani Shankar	32	91	91	Y										
14	ES 202215	Manohar Prayankha Shankar	30	86	86	Y										
15	ES 202216	Arman Sayendra Rai	26	74	74	Y										
16	ES 202217	Prasar Supriya Bhagwan	0	0	0	Y										
17	ES 202218	Prasar Aashin Ashok	32	91	91	Y										
18	ES 202219	Raut Debar Dattatraya	27	77	77	Y										
19	ES 202220	Salekar Sakshi Prakash	30	86	86	Y										
20	ES 202221	Sapre Anushka Dinesh	22	63	63	Y										
21	ES 202222	Shinde Neha Ravindra	33	91	91	Y										
22	ES 202223	Chikane Sunil Bhaikrishna	28	80	80	Y										
23	ES 202224	Sutkar Kunal Prashant	30	86	86	Y										
	ES 202016	Jayashri Kae	30	86	86	Y										
		Average:	25	72	72	100/100										

Course Teacher

Head of the Department

Principal



VASANTNAGAR SUGAR
INSTITUTE, PUNE

RECORD OF CONTINUOUS INTERNAL ASSESSMENT MARKS


ACADEMIC YEAR	2023-24	PROGRAM	M.Sc. Environmental Sciences
Sem	IV	COURSE	PRACTICAL RELATED TO 241 & 242
CLASS	Second Year	COURSE CODE	EVSUT 243
		COURSE TEACHER	Dr. Hemlata Hingre

Sr. NO.	Roll No.	Name	ACTIVITY 1 (Written practical dated 29 & 30 April 2024)				ACTIVITY 2 (Presentation)				ACTIVITY 3 (Field work)				ACTIVITY 4 (Oral)			
			Max Marks	IS	%	Y/N	Max Marks	I	%	Y/N	Max Marks	5	%	Y/N	Max Marks	IS	%	Y/N
1	ES 202201	Bhanvase Aditya Malhari	11		73	Yes		0	No		0	No			0	No		
2	ES 202202	Choudhary Pratul Vinaykumar	9		60	Yes		0	No		0	No			0	No		
3	ES 202203	Devendra Aniket Gajanan	12		80	Yes		0	No		0	No			0	No		
4	ES 202204	Dharmal Kailip Nemhesh	10		67	Yes		0	No		0	No			0	No		
5	ES 202205	Gaikwad Kajal Keshav	11		73	Yes		0	No		0	No			0	No		
6	ES 202206	Awate Abhishek Sanjay	11		73	Yes		0	No		0	No			0	No		
7	ES 202207	Gaurav Pratiksha Subhas	11		73	Yes		0	No		0	No			0	No		
8	ES 202208	Jadhav Rohit Shrihar	10		67	Yes		0	No		0	No			0	No		
9	ES 202209	Kamble Chokul Sanjay	10		67	Yes		0	No		0	No			0	No		
10	ES 202210	Kulkarni Shrawati Sahas	13		87	Yes		0	No		0	No			0	No		
11	ES 202211	Mane Udayvishw Anil	11		73	Yes		0	No		0	No			0	No		
12	ES 202213	Patil Omkar Rajkumar	9		60	Yes		0	No		0	No			0	No		
13	ES 202214	Patil Shivani Shrikant	12		80	Yes		0	No		0	No			0	No		
14	ES 202215	Hanumanth Prayansha Shrihar	11		73	Yes		0	No		0	No			0	No		
15	ES 202216	Aman Satyendra Raj	11		73	Yes		0	No		0	No			0	No		
16	ES 202217	Pawar Supriya Bhagwan	0		0	No		0	No		0	No			0	No		
17	ES 202218	Pawar Ankita Ashok	11		73	Yes		0	No		0	No			0	No		
18	ES 202219	Raut Omkar Dattatraya	10		67	Yes		0	No		0	No			0	No		
19	ES 202220	Salekar Sakshi Prakash	11		73	Yes		0	No		0	No			0	No		
20	ES 202221	Sapre Anushka Dinesh	9		60	Yes		0	No		0	No			0	No		
21	ES 202222	Shinde Neha Ravindra	11		73	Yes		0	No		0	No			0	No		
22	ES 202223	Chikase Sunil Balrashtra	11		73	Yes		0	No		0	No			0	No		
23	ES 202224	Sontak Kunal Prashant	10		67	Yes		0	No		0	No			0	No		
	ES 202016	Jogeshri Kar	9		60	Yes		0	No		0	No			0	No		
Average:			10.17		68	95.83		0	0.00		0	0.00		0	0.00			

Course Teacher

Head of the Department

Principal

 VASANTDADA SUGAR INSTITUTE, PUNE		Performance Indicator	
		PROGRAM: <u>3</u>	M.Sc. Env Sci
ACADEMIC YEAR:	2023-24	COURSE CODE:	ENV07 244
TERM/SEM:	IV	COURSE:	ENVIRONMENTAL TOXICOLOGY, HEALTH & SAFETY
CLASS:	Second Year	COURSE TEACHER:	Mr. Vikram Deshpande

PO	CO1	CO2	CO3	CO4		
PO1: Knowledge	Y	Y	Y	Y		
PO to CO Mapping for PO 1	3	3	3	3		
PO2: Problem Analysis	Y	Y	Y	Y		
PO to CO Mapping for PO 2	1	2	2	1		
PO3: Designing Solutions	Y			Y		
PO to CO Mapping for PO 3	1	-	-	1		
PO4: Modern tool usage		Y		Y		
PO to CO Mapping for PO 4	-	2	-	1		
PO5: Communication Development	Y	Y	Y	Y		
PO to CO Mapping for PO 5	2	2	2	2		
PO6: Employability	Y	Y	Y	Y		
PO to CO Mapping for PO 6	2	2	2	2		
PO7: Ethics	Y	Y	Y	Y		
PO to CO Mapping for PO 7	1	1	1	1		
PO8: Environment and Sustainability	Y					
PO to CO Mapping for PO 8	2	-	-	-		
PO9: Science and Society	Y	Y	Y	Y		
PO to CO Mapping for PO 9	1	1	1	1		
PO10: Life-long learning	Y	Y	Y	Y		
PO to CO Mapping for PO 10	1	1	1	1		

<i>V. Deshpande</i> Course Teacher	<i>V. Deshpande</i> Head of the Department	<i>P. M. Deshpande</i> Principal
---------------------------------------	---	-------------------------------------



VASANTODADA
SUGAR INSTITUTE,
PUNE

ASSESSMENT AND EVALUATION OF PROGRAM OUTCOMES

ACADEMIC YEAR:	2023-24	COURSE CODE:	Env Sci	MAPPING CORRELATION	
TERM/SEM:	V	COURSE:	ENVIRONMENTAL TOXICOLOGY, HEALTH & SAFETY	HIGH	3
COURSE TEACHER:	W. Vivran Deshmukh	CLASS:	Second Year	MEDIUM	2
				LOW	1

COURSE ARTICULATION MATRIX														
CO	PROGRAM OUTCOMES													
	PO1	PO2	PO3	PO4	PO5	PO6	PO7	PO8	PO9	PO10				
CO1	3	1	1		2	2	1	2	1	1				
CO2	3	2		2	2	2	1		1	1				
CO3	3	2			2	2	1		1	1				
CO4	3	1	1	1	2	2	1		1	1				
AVERAGE	3.0	2	1	2	2	2	1	2	1	1				

Course Outcome - Program Outcome Acquisition Matrix														
CO	PROGRAM OUTCOMES													
	PO1	PO2	PO3	PO4	PO5	PO6	PO7	PO8	PO9	PO10				
CH323	3.0	2	1	2	2	2	1	2	1	1				

Course Outcome - Attainment										
Course Outcomes	Bloom's Level	Assessed Through			Class Average Target	Attainment of CO Through			Average Achieved	Percentage of CO Attainment
		ETE	IA	PR		EYE	CA	PR		
CO1	K_3	Yes	Yes		40	63.33	73.33	68.33	100.00	
CO2	K_2	Yes	Yes		40	63.33	63.33	66.33	100.00	
CO3	K_1	Yes	Yes		40	63.33	73.33	68.33	100.00	
CO4	K_2	Yes	Yes		40	63.33	73.33	66.33	100.00	

Program Outcome Attainment														
Course Outcomes	PO's													
	PO1	PO2	PO3	PO4	PO5	PO6	PO7	PO8	PO9	PO10				
CO1	3	1	1		2	2	1	2	1	1				
CO2	3	2		2	2	2	1		1	1				
CO3	3	2			2	2	1		1	1				
CO4	3	1	1	1	2	2	1		1	1				
AVERAGE	3.00	1.80	1.00	1.80	2.00	2.00	1.00	2.00	1.00	1.00				

Course Outcome - Program Outcome Attainment Matrix														
CO	PO's													
	PO1	PO2	PO3	PO4	PO5	PO6	PO7	PO8	PO9	PO10				
Course Code: BT 2.5	3.00	1.80	1.00	1.80	2.00	2.00	1.00	2.00	1.00	1.00				

Target for PO	3.0	2	1	2	2	2	1	2	1	1				
Achieved PO	3.00	1.80	1.00	1.80	2.00	2.00	1.00	2.00	1.00	1.00				
% Achievement of PO	100.0	75.0	100.0	75.0	100.0	100.0	100.0	100.0	100.0	100.0				
Attainment Level of PO	3	2	3	3	3	3	3	3	3	3				

Course Teacher
 Head of the Department

Principal



VASANTDADA SUGAR INSTITUTE, PUNE

ATTAINMENT OF COURSE OUTCOMES

 VASANTDADA SUGAR INSTITUTE, PUNE		ATTAINMENT OF COURSE OUTCOMES			
MSc Env Sci					
ACADEMIC YEAR:	2023-24	CLASS:	Second Year		
SEM:	IV	COURSE ENVIRONMENTAL TOXICOLOGY, HEALTH & SA	1	2	3
		COURSE CODE	40	60	90
		COURSE TEACHER:	Mr. Vikram Deshmukh		

Sr. NO.	CO	COURSE OUTCOMES	TARGET FOR COS %	EXTERNAL THEORY EXAM TARGETS A ACHIEVED (%)	QA TARGETS B ACHIEVED (%)	Average Achievement (%)	ATTAINMENT LEVEL	RESULT
1	CO1		40	100.00	91.67	95.83	3	Yes
2	CO2		40	100.00	95.83	97.92	3	Yes
3	CO3		40	100.00	0.00	50.00	1	Yes
Average			40	100.00	62.50	81.25	3	Yes

Vishnu Jit
Course Teacher

Vijay
Head of the Department

P. M. Deshmukh
Principal



VASANTDADA SUGAR
INSTITUTE, PUNE

RECORD OF EXTERNAL THEORY EXAM MARKS

ACADEMIC YEAR	2023-24	PROGRAM	M.Sc. Env. Sci
TERM	IV	COURSE	ENVIRONMENTAL TOXICOLOGY, HEALTH & SAFETY
CLASS	Second Year	COURSE CODE	ENVGUT 244
		COURSE TEACHER	Mr. Vikram Deshmukh

Sl. NO.	Roll No	Name	CO1			CO2			CO3			CO4			Total Marks				
			Max Marks	0	%	Y/N	Max Marks	0	%	Y/N	Max Marks	0	%	Y/N	Max Marks	0	%	Y/N	
1	ES 202201	Bhanusa Aditya Mehari																	
2	ES 202202	Chandhary Pratik Yitokumar																	
3	ES 202203	Devashri Aniket Gajanan																	
4	ES 202204	Dharmal Kaddip Narendrab																	
5	ES 202205	Gaikwad Kajal Kishor																	
6	ES 202205	Awate Abhishek Sanjay																	
7	ES 202207	Gurav Pratiksha Subhas																	
8	ES 202208	Jadhav Rohit Shankar																	
9	ES 202209	Kamble Gokul Sanjay																	
10	ES 202210	Kulkarni Shruti Subhas																	
11	ES 202211	Mehne Ladvayash Anil																	
12	ES 202213	Patil Omkar Rajganes																	
13	ES 202214	Patil Shrusal Shankar																	
14	ES 202215	Hanandehar Prityasha Shankar																	
15	ES 202216	Arnan Seeyvedra Raj																	
16	ES 202217	Parwar Supriya Bhagwan																	
17	ES 202218	Povnar Ankita Ashok																	
18	ES 202219	Raut Omkar Deenayya																	
19	ES 202220	Salakar Sakshi Prakash																	
20	ES 202221	Sapre Anushka Divesh																	
21	ES 202222	Shinde Neha Ravindra																	
22	ES 202223	Chikane Sunil Balkrishna																	
23	ES 202224	Sekar Kunal Prashant																	
	ES 2021016	Jayashri Kor																	
Average:																			

[Signature]
Course Teacher

[Signature]
Head of the Department

[Signature]
Principal



RECORD OF CONTINUOUS INTERNAL ASSESSMENT MARKS


ACADEMIC YEAR	2023-24	PROGRAM	M.Sc. Environmental Sciences
Sem	IV	COURSE	ENVIRONMENTAL TOXICOLOGY, HEALTH & SAFETY
CLASS	Second Year	COURSE CODE	EVSUT 244
		COURSE TEACHER	Mr. Vikram Deshmukh

Sr. NO.	Roll No.	Name	ACTIVITY 1 (Written test dated 16 April 2024)				ACTIVITY 2 (Field visit dated 22 March 2024)				ACTIVITY 3 (Field work)				ACTIVITY 4 (Oral dated 9 June 2023)			
			Max Marks	10	%	Y/N	Max Marks	4	%	Y/N	Max Marks	2	%	Y/N	Max Marks	15	%	Y/N
1	ES 202201	Bhanuvar Aditya Mahari	2		20	No	2	40	Yes	0	No	0	No	0	0	No	No	
2	ES 202202	Chandruy Parul Vijaykumar	6.5		65	Yes	2	40	Yes	0	No	0	No	0	0	No	No	
3	ES 202203	Devabalu Amber Gajran	8.5		85	Yes	3.5	70	Yes	0	No	0	No	0	0	No	No	
4	ES 202204	Dhruval Kuldip Nemhath	5.5		55	Yes	2.5	50	Yes	0	No	0	No	0	0	No	No	
5	ES 202205	Gadward Kagal Kishor	8.5		85	Yes	2	40	Yes	0	No	0	No	0	0	No	No	
6	ES 202206	Awate Abhishek Sanjay	6		60	Yes	3	60	Yes	0	No	0	No	0	0	No	No	
7	ES 202207	Gurav Pratiksha Satish	6		60	Yes	3	60	Yes	0	No	0	No	0	0	No	No	
8	ES 202208	Jadhav Rohit Shantur	6.5		65	Yes	3	60	Yes	0	No	0	No	0	0	No	No	
9	ES 202209	Kamble Gokul Sanjay	9		90	Yes	3	60	Yes	0	No	0	No	0	0	No	No	
10	ES 202210	Kulkarni Shivaji Satish	9.5		95	Yes	3	60	Yes	0	No	0	No	0	0	No	No	
11	ES 202211	Mane Udayshah Anil	7		70	Yes	1	60	Yes	0	No	0	No	0	0	No	No	
12	ES 202213	Parul Chetkar Rajkumar	8		80	Yes	2	40	Yes	0	No	0	No	0	0	No	No	
13	ES 202214	Parul Shivani Shrikant	9.5		95	Yes	3.5	70	Yes	0	No	0	No	0	0	No	No	
14	ES 202215	Hemadshwar Prayanka Shankar	9.5		95	Yes	3	60	Yes	0	No	0	No	0	0	No	No	
15	ES 202216	Amon Sanyendra Raj	9		90	Yes	3	60	Yes	0	No	0	No	0	0	No	No	
16	ES 202217	Pravaz Supriya Bhagwan	0		0	No	0	0	No	0	No	0	No	0	0	No	No	
17	ES 202218	Poojar Ankita Ashok	8.5		85	Yes	2.5	50	Yes	0	No	0	No	0	0	No	No	
18	ES 202219	Raut Chhkr Dhanuraja	8		80	Yes	2.5	50	Yes	0	No	0	No	0	0	No	No	
19	ES 202220	Salekar Sakshi Prakash	8		80	Yes	3	60	Yes	0	No	0	No	0	0	No	No	
20	ES 202221	Sapre Anushka Dinesh	8.5		85	Yes	2.5	50	Yes	0	No	0	No	0	0	No	No	
21	ES 202222	Shinde Neha Ravindra	9.5		95	Yes	3	60	Yes	0	No	0	No	0	0	No	No	
22	ES 202223	Chikane Sunil Balakrishna	7.5		75	Yes	1.5	70	Yes	0	No	0	No	0	0	No	No	
23	ES 202224	Sarkar Kunal Prashant	7		70	Yes	2.5	50	Yes	0	No	0	No	0	0	No	No	
24	ES 202016	Jayashri Koc	8		80	Yes	3	60	Yes	0	No	0	No	0	0	No	No	
Average:			7.33		73	91.67	2.67	53	95.82	ADIV/01	0	0.00	ADIV/01	0	0	0.00		

Geshmali
Course Teacher

[Signature]
Head of the Department

[Signature]
Principal

 YASANTDADA SUGAR INSTITUTE, PUNE		Performance Indicator	
		PROGRAM:	M.Sc. Env Sci
ACADEMIC YEAR:	2023-24	COURSE CODE:	EVSBUT 348
TERM/SEM:	IV	COURSE:	PRACTICAL PAPER BASED ON CHOICE PAPER 2
CLASS:	Second Year	COURSE TEACHER:	Dr. A. S. Deshmone

PO	CO1	CO2	CO3	CO4		
PO1: Knowledge	Y	Y	Y	Y		
PO to CO Mapping for PO 1	3	3	3	3		
PO2: Problem Analysis	Y	Y	Y	Y		
PO to CO Mapping for PO 2	1	2	2	1		
PO3: Designing Solutions	Y			Y		
PO to CO Mapping for PO 3	1	-	-	1		
PO4: Modern tool usage		Y		Y		
PO to CO Mapping for PO 4	-	2	-	1		
PO5: Communication Development	Y	Y	Y	Y		
PO to CO Mapping for PO 5	2	2	2	2		
PO6: Employability	Y	Y	Y	Y		
PO to CO Mapping for PO 6	2	2	2	2		
PO7: Ethics	Y	Y	Y	Y		
PO to CO Mapping for PO 7	1	1	1	1		
PO8: Environment and Sustainability	Y					
PO to CO Mapping for PO 8	2	-	-	-		
PO9: Science and Society	Y	Y	Y	Y		
PO to CO Mapping for PO 9	1	1	1	1		
PO10: Life-long learning	Y	Y	Y	Y		
PO to CO Mapping for PO 10	1	1	1	1		

		
Course Teacher	Head of the Department	Principal



ASSESSMENT AND EVALUATION OF PROGRAM OUTCOMES

ACADEMIC YEAR:	2023-24	COURSE CODE:	EVSUT 245	MAPPING CORRELATION	
TERM/SEM:	IV	COURSE:	PRACTICAL PAPER BASED ON CHOICE PAPER 2	HIGH	3
COURSE TEACHER:	Dr. A.B. Deshmukh	CLASS:	Second Year	MEDIUM	2
				LOW	1

COURSE ARTICULATION MATRIX												
CO	PROGRAM OUTCOMES											
	PO1	PO2	PO3	PO4	PO5	PO6	PO7	PO8	PO9	PO10		
CO1	3	1	1		2	2	1	2	1	1		
CO2	3	2		2	2	2	1		1	1		
CO3	3	2			2	2	1		1	1		
CO4	3	1	1	1	2	2	1		1	1		
AVERAGE	3.0	2	1	2	2	2	1	2	1	1		

Course Outcome - Program Outcome Acquisition Matrix												
CO	PROGRAM OUTCOMES											
	PO1	PO2	PO3	PO4	PO5	PO6	PO7	PO8	PO9	PO10		
CH323	3.0	2	1	2	2	2	1	2	1	1		

Course Outcome - Attainment										
Course Outcomes	Bloom's Level	Assessed Through			Class Average Target	Attainment of CO Through			Average Achieved	Percentage of CO Attainment
		ETE	IA	PR		ETE	IA	PR		
CO1	K ₃	Yes	Yes		40	60.00	65.63	57.81	100.00	
CO2	K ₂	Yes	Yes		40	60.00	0.00	25.00	62.50	
CO3	K ₁	Yes	Yes		40	60.00	65.63	57.81	100.00	
CO4	K ₂	Yes	Yes		40	60.00	65.63	57.81	100.00	

Program Outcome Attainment												
Course Outcomes	PO's											
	PO1	PO2	PO3	PO4	PO5	PO6	PO7	PO8	PO9	PO10		
CO1	3	1	1		2	2	1	2	1	1		
CO2	3	1		1	1	1	1		1	1		
CO3	3	2			2	2	1		1	1		
CO4	3	1	1	1	2	2	1		1	1		
AVERAGE	3.09	1.31	1.09	1.13	1.81	1.81	0.91	2.00	0.91	0.91		

Course Outcome - Program Outcome Attainment Matrix												
CO	PO's											
	PO1	PO2	PO3	PO4	PO5	PO6	PO7	PO8	PO9	PO10		
Course Code: WT 2.5	3.09	1.31	1.09	1.13	1.81	1.81	0.91	2.00	0.91	0.91		
Target for PO	3.0	2	1	2	2	2	1	2	1	1		
Achieved PO	3.09	1.31	1.09	1.13	1.81	1.81	0.91	2.00	0.91	0.91		
% Achievement of PO	100.0	75.0	100.0	75.0	90.5	90.5	90.5	100.0	90.5	90.5		
Attainment Level of PO	3	3	3	3	3	3	3	3	3	3		

Course Teacher	Head of the Department	Principal



VASANTDADA SUGAR INSTITUTE, PUNE

ATTAINMENT OF COURSE OUTCOMES

ACADEMIC YEAR: 2023-24		CLASS: Second Year	ATTAINMENT LEVEL		
SEM: IV			1	2	3
COURSE: MSc Env Sci		COURSE CODE: EVSUIT 245	PRACTICAL PAPER BASED ON CHOICE PAPER 2		
COURSE TEACHER: Dr. A. B. Deshmane			40	60	80

Sr. NO.	CO	COURSE OUTCOMES	TARGET FOR COs %	EXTERNAL THEORY EXAM TARGETS ACHIEVED (%) ^A	DA TARGETS ACHIEVED (%) ^B	Average Achievement (%)	ATTAINMENT LEVEL	RESULT
1	CO1		40	100.00	95.83	97.92	3	Yes
2	CO2		40	100.00	0.00	50.00	1	Yes
3	CO3		40	100.00	0.00	50.00	1	Yes
		Average	40	100.00	31.94	65.97	2	Yes

J. Desai
Course Teacher

Dr. A. B. Deshmane
Head of the Department

Dr. A. B. Deshmane
Principal



VASANTDADA SUGAR
INSTITUTE, PUNE

RECORD OF CONTINUOUS INTERNAL ASSESSMENT MARKS

ACADEMIC YEAR	2023-24
Sem	IV
CLASS	Second Year
PROGRAM	M.Sc. Environmental Sciences
COURSE	PRACTICAL PAPER BASED ON CHOICE PAPER 2
COURSE CODE	EVSUT 246
COURSE TEACHER	Dr. D-S. Nimbalwar A. B. D. Ghore

Sr. NO.	Roll No.	Name	ACTIVITY 1 (Written practical dated 29 & 30 April 2024)			ACTIVITY 2 (Presentation)			ACTIVITY 3 (Field work)			ACTIVITY 4 (Oral)		
			Max Marks	#	%	V/N	Max Marks	#	%	V/N	Max Marks	#	%	V/N
1	ES 202201	Bhanvase Aditya Malhari	5		63	Yes		0	No				0	No
2	ES 202202	Choudhary Prashant Yitackumar	4		50	Yes		0	No				0	No
3	ES 202203	Devatala Aniket Gajanan	7		88	Yes		0	No				0	No
4	ES 202204	Dharmal Kuldip Neminath	4		50	Yes		0	No				0	No
5	ES 202205	Gaikwad Kojal Kishor	5		63	Yes		0	No				0	No
6	ES 202206	Awate Abhishek Sanjay	5		63	Yes		0	No				0	No
7	ES 202207	Gurav Pratiksha Suhas	5		63	Yes		0	No				0	No
8	ES 202208	Jadhav Rohit Shankar	5		63	Yes		0	No				0	No
9	ES 202209	Kamble Gokul Sanjay	5		63	Yes		0	No				0	No
10	ES 202210	Kulkarni Shruvi Suhas	6		75	Yes		0	No				0	No
11	ES 202211	Mahé Udaysinh Anil	5		63	Yes		0	No				0	No
12	ES 202213	Patil Omkar Rajkumar	5		63	Yes		0	No				0	No
13	ES 202214	Patil Shivani Shrikant	6		75	Yes		0	No				0	No
14	ES 202215	Pranavprasad Prayansh Choudhary	7		88	Yes		0	No				0	No
15	ES 202216	Aman Satyendra Raj	6		75	Yes		0	No				0	No
16	ES 202217	Pawar Supriya Bhagwan	0		0	No		0	No				0	No
17	ES 202218	Powar Ankita Ashok	4		50	Yes		0	No				0	No
18	ES 202219	Raut Onkar Dattatraya	5		63	Yes		0	No				0	No
19	ES 202220	Salekar Sakshi Prakash	6		75	Yes		0	No				0	No
20	ES 202221	Sapto Anushka Dinesh	7		88	Yes		0	No				0	No
21	ES 202222	Shinde Neha Ravindra	7		88	Yes		0	No				0	No
22	ES 202223	Chikane Sunil Balkrishna	6		75	Yes		0	No				0	No
23	ES 202224	Sutkar Kamal Prashant	6		75	Yes		0	No				0	No
	ES 202016	Jayashri Kor	5		63	Yes		0	No				0	No
Average:			5.25		66	95.83		0	0.00				0	0.00

Head of the Department

Course Teacher

Principal



RECORD OF EXTERNAL THEORY EXAM MARKS

ACADEMIC YEAR	2021-24	PROGRAM	M.Sc. Env Sci
TERM	I	COURSE	PRACTICAL PAPER BASED ON CHOICE BASED PAPER 2
CLASS	Second Year	COURSE CODE	ESBUT 248
		COURSE TEACHER	Dr. B-S Nimbalkar A.B. Deshpande

Sr. No.	Roll No	Name	CO1			CO2			CO3			CO4			Total Marks			
			Max Marks	0	%	Y/N	Max Marks	0	%	Y/N	Max Marks	0	%	Y/N	Max Marks	25	%	Y/N
1	ES 202201	Bhanuse Aditya Malhari													0	0	0	Y
2	ES 202202	Choudhary Pranali Khandekar													10	40	40	Y
3	ES 202203	Devataba Aniket Gajanan													12	48	48	Y
4	ES 202204	Dhurnal Kaulid Neneleath													11	44	44	Y
5	ES 202205	Gaitwalad Rajal Kulkarni													16	64	64	Y
6	ES 202206	Awate Abhishek Sanjay													13	52	52	Y
7	ES 202207	Gurav Pratiksha Sushas													10	40	40	Y
8	ES 202208	Jadhav Rohit Shambhar													16	56	56	Y
9	ES 202209	Kamble Gokul Sanjay													13	52	52	Y
10	ES 202210	Kulkarni Shirati Sushas													12	48	48	Y
11	ES 202211	Mane Udayashil Anil													14	56	56	Y
12	ES 202213	Patil Omkar Rajkumar													13	52	52	Y
13	ES 202214	Patil Shivanil Shrikant													14	56	56	Y
14	ES 202215	Hanateshwar Prayanka Shambhar													14	56	56	Y
15	ES 202216	Aman Satyendra Raj													14	56	56	Y
16	ES 202217	Patwar Supriya Bhagwan													0	0	0	Y
17	ES 202218	Power Aninda Ashok													13	52	52	Y
18	ES 202219	Raut Otkar Dattatraya													12	48	48	Y
19	ES 202220	Salekar Sushil Prakash													12	48	48	Y
20	ES 202221	Sapre Anushka Dhanish													13	52	52	Y
21	ES 202222	Shinde Neha Ravindra													12	48	48	Y
22	ES 202223	Chikane Sunil Balakrishna													11	44	44	Y
23	ES 202224	Sutar Kunal Prashant													14	56	56	Y
	ES 202016	Jayashri Koir													15	60	60	Y
Average:															114	47	47	100.00

[Signature]
Course Teacher

[Signature]
Head of the Department

[Signature]
Principal

 VASANTDADA SUGAR INSTITUTE, PUNE		Performance Indicator	
		PROGRAM:	M.Sc. Env Sci
ACADEMIC YEAR:	2023-24	COURSE CODE:	ENVUT 248
TERM/SEM:	IV	COURSE:	CLIMATE CHANGE, POLICY & SUSTAINABILITY
CLASS:	Second Year	COURSE TEACHER:	Dr. A B Deshpande

PO	CO1	CO2	CO3	CO4		
PO1: Knowledge	Y	Y	Y	Y		
PO to CO Mapping for PO 1	3	3	3	3		
PO2: Problem Analyses	Y	Y	Y	Y		
PO to CO Mapping for PO 2	1	2	2	1		
PO3: Designing Solutions	Y			Y		
PO to CO Mapping for PO 3	1	-	-	1		
PO4: Modern tool usage		Y		Y		
PO to CO Mapping for PO 4	-	2	-	1		
PO5: Communication Development	Y	Y	Y	Y		
PO to CO Mapping for PO 5	2	2	2	2		
PO6: Employability	Y	Y	Y	Y		
PO to CO Mapping for PO 6	2	2	2	2		
PO7: Ethics	Y	Y	Y	Y		
PO to CO Mapping for PO 7	1	1	1	1		
PO8: Environment and Sustainability	Y					
PO to CO Mapping for PO 8	2	-	-	-		
PO9: Science and Society	Y	Y	Y	Y		
PO to CO Mapping for PO 9	1	1	1	1		
PO10: Life-long learning	Y	Y	Y	Y		
PO to CO Mapping for PO 10	1	1	1	1		

 Course Teacher	 Head of the Department	 Principal
---	---	--



VASANTDADA
SUGAR INSTITUTE,
PUNE

ASSESSMENT AND EVALUATION OF PROGRAM OUTCOMES

ACADEMIC YEAR:	2023-24	COURSE CODE:	ENVST 248	MAPPING CORRELATION	
TERM/SEM:	IV	COURSE:	CLIMATE CHANGE, POLICY & SUSTAINABILITY	HIGH	3
COURSE TEACHER:	Dr. AB Deshpande	CLASS:	Second Year	MEDIUM	2
				LOW	1

COURSE ARTICULATION MATRIX													
CO	PROGRAM OUTCOMES												
	PO1	PO2	PO3	PO4	PO5	PO6	PO7	PO8	PO9	PO10			
CO1	3	1	1		2	2	1	2	1	1			
CO2	3	2		2	2	2	1		1	1			
CO3	3	2			2	2	1		1	1			
CO4	3	1	1	1	2	2	1		1	1			
AVERAGE	3.0	2	1	2	2	2	1	2	1	1			



Course Outcome - Program Outcome Acquisition Matrix													
CO	PROGRAM OUTCOMES												
	PO1	PO2	PO3	PO4	PO5	PO6	PO7	PO8	PO9	PO10			
CH323	3.0	2	1	2	2	2	1	2	1	1			


Course Outcome - Attainment										
Course Outcomes	Bloom's Level	Assessed Through			Class Average Target	Attainment of CO Through			Average Achieved	Percentage of CO Attainment
		ETE	IA	PR		ETE	CIA	PR		
CO1	K_1	Yes	Yes		40	65.12	61.04		63.08	100.00
CO2	K_2	Yes	Yes		40	65.12	72.08		68.60	100.00
CO3	K_1	Yes	Yes		40	65.12	61.04		63.08	100.00
CO4	K_2	Yes	Yes		40	65.12	61.04		63.08	100.00

Program Outcome Attainment													
Course Outcomes	PO's												
	PO1	PO2	PO3	PO4	PO5	PO6	PO7	PO8	PO9	PO10			
CO1	3	1	1		2	2	1	2	1	1			
CO2	3	2		2	2	2	1		1	1			
CO3	3	2			2	2	1		1	1			
CO4	3	1	1	1	2	2	1		1	1			
AVERAGE	3.08	1.80	1.00	1.58	2.08	2.00	1.08	2.00	1.00	1.00			

Course Outcome - Program Outcome Attainment Matrix													
CO	PO's												
	PO1	PO2	PO3	PO4	PO5	PO6	PO7	PO8	PO9	PO10			
Course Code: WT 2.6	3.08	1.58	1.00	1.50	2.09	2.00	1.00	2.00	1.00	1.00			

Target for PO	3.0	2	1	2	2	2	1	2	1	1			
Achieved PO	3.00	1.90	1.00	1.50	2.00	2.00	1.00	2.00	1.00	1.00			
% Achievement of PO	100.0	75.0	100.0	75.0	100.0	100.0	100.0	100.0	100.0	100.0			
Attainment Level of PO	3	3	3	3	3	3	3	3	3	3			

 Course Teacher
 Head of the Department

 Principal



VASANTDADA SUGAR INSTITUTE, PUNE

ATTAINMENT OF COURSE OUTCOMES

CLASS:		Second Year		
COURSE		CLIMATE CHANGE, POLICY & SUSTAINABILITY		
COURSE CODE		EVSUT 248		
ACADEMIC YEAR:		2023-24		
SEM:		IV		
COURSE TEACHER:		Dr. A.B Deshmare		
ATTAINMENT LEVEL				
		1	2	3
		40	60	80

Sr. NO.	CO	COURSE OUTCOMES	TARGET FOR COs %	EXTERNAL THEORY EXAM TARGETS ACHIEVED (%) ^A	CA TARGETS ACHIEVED (%) ^B	Average Achievement (%)	ATTAINMENT LEVEL	RESULT
1	CO1		40	100.00	91.67	95.83	3	Yes
2	CO2		40	100.00	95.83	97.92	3	Yes
3	CO3		40	100.00	0.00	50.00	1	Yes
Average			40	100.00	62.50	81.25	3	Yes

[Signature]
Course Teacher

[Signature]
Head of the Department

[Signature]
Principal



VASANTNADA SUGAR
INSTITUTE, PUNE

RECORD OF EXTERNAL THEORY EXAM MARKS

ACADEMIC YEAR	2023-24	PROGRAM	M.Sc. Env Sci
TERM	IV	COURSE	CLIMATE CHANGE POLICY & SUSTAINABILITY
CLASS	Second Year	COURSE CODE	ENVSLT 240
		COURSE TEACHER	Dr-AB Deshpande

Sl. NO.	Roll No	Name	CO1			CO2			CO3			CO4			Total Marks			
			Max Marks	0	%	Y/N	Max Marks	0	%	Y/N	Max Marks	0	%	Y/N	Max Marks	0	%	Y/N
1	ES 202201	Ishwari Aditya Mathuri	0											0			0	Y
2	ES 202202	Choudhary Pratik Vishakumar	10											10			29	Y
3	ES 202203	Devanath Anket Gajanan	25											25			71	Y
4	ES 202204	Dharmal Kuldip Nemraish	14											14			40	Y
5	ES 202205	Gadewad Kajal Kishor	17											17			49	Y
6	ES 202206	Awate Abhishek Sanjay	11											11			49	Y
7	ES 202207	Gawar Pratiksha Sushas	19											19			54	Y
8	ES 202208	Jadhav Ketki Shankar	16											16			46	Y
9	ES 202209	Kamble Gobal Sanjay	18											18			51	Y
10	ES 202210	Kulkarni Shree Sakas	21											21			60	Y
11	ES 202211	Mame Udayash Anil	17											17			49	Y
12	ES 202213	Paal Omkar Rajkumar	18											18			51	Y
13	ES 202214	Paal Shivani Shrikant	21											21			60	Y
14	ES 202215	Hansdevar Prityanta Shankar	21											21			60	Y
15	ES 202216	Amma Saayesha Ral	24											24			69	Y
16	ES 202217	Pawar Supriya Bhagwan	0											0			0	Y
17	ES 202218	Pawar Ankita Ashok	23											23			66	Y
18	ES 202219	Raut Deekar Dattaraj	18											18			51	Y
19	ES 202220	Salekar Sakshi Prakash	25											25			66	Y
20	ES 202221	Sapre Anushka Dipesh	17											17			49	Y
21	ES 202222	Shinde Neta Kavindra	22											22			63	Y
22	ES 202223	Chakore Snehal Balkrishna	20											20			57	Y
23	ES 202224	Sutar Kunal Prashant	19											19			54	Y
24	ES 202016	Jayashri Kor	25											25			71	Y
Average:			127											127			51	100.00

[Signature]
Course Teacher

[Signature]
Head of the Department

[Signature]
Principal



RECORD OF CONTINUOUS INTERNAL ASSESSMENT MARKS


ACADEMIC YEAR	2023-24	PROGRAM	M.Sc. Environmental Science
Sem	IV	COURSE	CLIMATE CHANGE, POLICY & SUSTAINABILITY
CLASS	Second Year	COURSE CODE	EVSUT 248
		COURSE TEACHER	Dr. Arvind Deshpande

Sl. NO.	Roll No.	Name	ACTIVITY 1 (Written test dated 16 April 2024)				ACTIVITY 2 (Presentation & Group discussion)				ACTIVITY 3				ACTIVITY 4 (Oral) dated 9 June 2023)			
			Max Marks	19	%	Y/N	Max Marks	5	%	Y/N	Max Marks	5	%	Y/N	Max Marks	15	%	Y/N
1	ES 202201	Bhanvase Aditya Madhavi	1		10	No	3.5	70	Yes			0	No			0	No	
2	ES 202202	Choudhary Pratik Vitekar	4		40	Yes	3.5	70	Yes			0	No			0	No	
3	ES 202203	Devathali Aniket Gajanan	8		80	Yes	4	80	Yes			0	No			0	No	
4	ES 202204	Dharmal Kuldip Nemhath	5.5		55	Yes	1.5	70	Yes			0	No			0	No	
5	ES 202205	Gaikwad Kajal Keshav	5		60	Yes	3	60	Yes			0	No			0	No	
6	ES 202206	Awate Abhishek Sanjay	6.5		65	Yes	4	80	Yes			0	No			0	No	
7	ES 202207	Gurav Pratiksha Subhas	7		70	Yes	4	80	Yes			0	No			0	No	
8	ES 202208	Jadhav Rohit Shankar	6		60	Yes	4	80	Yes			0	No			0	No	
9	ES 202209	Kamble Gokul Sanjay	5.5		55	Yes	4	80	Yes			0	No			0	No	
10	ES 202210	Kulkarni Shruti Subhas	7		70	Yes	4	80	Yes			0	No			0	No	
11	ES 202211	Madne Lakshmi Anil	5.5		55	Yes	4	80	Yes			0	No			0	No	
12	ES 202212	Patil Onkar Rajkumar	6		60	Yes	3	60	Yes			0	No			0	No	
13	ES 202214	Patil Shivani Sharant	7		70	Yes	4	80	Yes			0	No			0	No	
14	ES 202215	Patil Anurag Pratik	8		80	Yes	4	80	Yes			0	No			0	No	
15	ES 202216	Shankar Anant Satyendra Raj	9.5		95	Yes	4	80	Yes			0	No			0	No	
16	ES 202217	Patil Supriya Bhagwan	0		0	No	0	0	No			0	No			0	No	
17	ES 202218	Patil Anshu Ashok	8.5		85	Yes	4	80	Yes			0	No			0	No	
18	ES 202219	Raut Onkar Dattaraya	5.5		55	Yes	4	80	Yes			0	No			0	No	
19	ES 202220	Salekar Sakshi Prakash	6.5		65	Yes	4	80	Yes			0	No			0	No	
20	ES 202221	Sapre Anushka Dinesh	7.5		75	Yes	3.5	70	Yes			0	No			0	No	
21	ES 202222	Shinde Neha Ravindra	7.5		75	Yes	1.5	70	Yes			0	No			0	No	
22	ES 202223	Chikane Sunil Balrajshahu	6		60	Yes	3.5	70	Yes			0	No			0	No	
23	ES 202224	Salekar Kunal Prashant	7.5		75	Yes	4	80	Yes			0	No			0	No	
24	ES 202016	Jayashri Kor	5		50	Yes	3.5	70	Yes			0	No			0	No	
Average:			6.10		61	91.67	3.60	72	95.83	#DIV/0!		0	0.00	#DIV/0!		0	0.00	

[Signature]
Course Teacher

[Signature]
Head of the Department


[Signature]
Principal

 VASANTDADA SUGAR INSTITUTE, PUNE		Performance Indicator	
		PROGRAM:	M.Sc. Env Sci
ACADEMIC YEAR:	2023-24	COURSE CODE:	ENVST 348
TERM/SEM:	IV	COURSE:	PRACTICAL PAPER BASED ON CHOICE PAPER 3
CLASS:	Second Year	COURSE TEACHER:	

PO	CO1	CO2	CO3	CO4		
PO1: Knowledge	Y	Y	Y	Y		
PO to CO Mapping for PO 1	3	3	3	3		
PO2: Problem Analysis	Y	Y	Y	Y		
PO to CO Mapping for PO 2	1	2	2	1		
PO3: Designing Solutions	Y			Y		
PO to CO Mapping for PO 3	1	-	-	1		
PO4: Modern tool usage		Y		Y		
PO to CO Mapping for PO 4	-	2	-	1		
PO5: Communication Development	Y	Y	Y	Y		
PO to CO Mapping for PO 5	2	2	2	2		
PO6: Employability	Y	Y	Y	Y		
PO to CO Mapping for PO 6	2	2	2	2		
PO7: Ethics	Y	Y	Y	Y		
PO to CO Mapping for PO 7	1	1	1	1		
PO8: Environment and Sustainability	Y					
PO to CO Mapping for PO 8	2	-	-	-		
PO9: Science and Society	Y	Y	Y	Y		
PO to CO Mapping for PO 9	1	1	1	1		
PO10: Life-long learning	Y	Y	Y	Y		
PO to CO Mapping for PO 10	1	1	1	1		


Course Teacher


Head of the Department


Principal



VASANTDADA
SUGAR INSTITUTE,
PUNE

ASSESSMENT AND EVALUATION OF PROGRAM OUTCOMES

ACADEMIC YEAR:	2023-24	COURSE CODE:	Erw 5e1	MAPPING CORRELATION	
TERM/SEM:	IV	COURSE:	PRACTICAL PAPER BASED ON CHOICE PAPER 2	HIGH	3
COURSE TEACHER:		CLASS:	Second Year	MEDIUM	2
				LOW	1

CO	PROGRAM OUTCOMES												
	PO1	PO2	PO3	PO4	PO5	PO6	PO7	PO8	PO9	PO10			
	CO1	3	1	1		2	2	1	2	1	1		
CO2	3	2		2	2	2	1		1	1			
CO3	3	2			2	2	1		1	1			
CO4	3	1	1	1	2	2	1		1	1			
AVERAGE	3.6	2	1	2	2	2	1	2	1	1			

CO	PROGRAM OUTCOMES												
	PO1	PO2	PO3	PO4	PO5	PO6	PO7	PO8	PO9	PO10			
	CH223	3.0	2	1	2	2	2	1	2	1	1		

Course Outcomes	Bloom's Level	Assessed Through			Class Average Target	Attainment of CO Through			Average Achieved	Percentage of CO Attainment
		ETC	IA	PR		ETC	CIA	PR		
		CO1	K ₂	Yes		Yes	40	45.33		
CO2	K ₂	Yes	Yes	40	40.33	0.00	24.17	60.42		
CO3	K ₁	Yes	Yes	40	40.33	83.33	65.83	100.00		
CO4	K ₂	Yes	Yes	40	48.33	83.33	65.83	100.00		

Course Outcomes	PO's												
	PO1	PO2	PO3	PO4	PO5	PO6	PO7	PO8	PO9	PO10			
	CO1	3	1	1		2	2	1	2	1	1		
CO2	3	1		1	1	1	1		1	1			
CO3	3	2			2	2	1		1	1			
CO4	3	1	1	1	2	2	1		1	1			
AVERAGE	3.09	1.33	1.00	1.10	1.80	1.80	0.90	2.00	1.90	1.80			

CO	PO's												
	PO1	PO2	PO3	PO4	PO5	PO6	PO7	PO8	PO9	PO10			
	Course Code: WT 2.6	3.00	1.30	1.00	1.10	1.80	1.80	0.90	2.00	0.90	0.90		

Target for PO	3.0	2	1	2	2	2	1	2	1	1			
Achieved PO	3.09	1.33	1.00	1.10	1.80	1.80	0.90	2.00	0.90	0.90			
% Achievement of PO	100.0	75.0	100.0	75.0	90.1	90.1	90.1	100.0	90.1	90.1			
Attainment Level of PO	3	2	3	3	3	3	3	3	3	3			





Course Teacher	Head of the Department	Principal
----------------	------------------------	-----------



VASANTDADA SUGAR INSTITUTE, PUNE

ATTAINMENT OF COURSE OUTCOMES

CLASS:		Second Year		
COURSE:		PRACTICAL PAPER BASED ON CHOICE PAPER 2		
ACADEMIC YEAR:	2023-24	COURSE CODE: 0		
SEM:	IV	COURSE TEACHER: 0		
		ATTAINMENT LEVEL		
		1	2	3
		40	60	80

Sr. NO.	CO	COURSE OUTCOMES	TARGET FOR COs %	EXTERNAL THEORY EXAM TARGETS ACHIEVED (%)	CIA TARGETS ACHIEVED (%)	Average Achievement (%)	ATTAINMENT LEVEL	RESULT
1	CO1		40	100.00	91.67	95.83	3	Yes
2	CO2		40	100.00	0.00	50.00	1	Yes
3	CO3		40	100.00	0.00	50.00	1	Yes
Average			40	100.00	30.56	65.28	2	Yes

[Signature]
Course Teacher

[Signature]
Head of the Department

[Signature]
Principal



VASANTDADA SUGAR
INSTITUTE, PUNE

RECORD OF EXTERNAL THEORY EXAM MARKS

ACADEMIC YEAR	2023-24	PROGRAM	M.Sc. Env Sci
TERM	I	COURSE	PRACTICAL PAPER BASED ON CHOICE BASED PAPER 2
CLASS	Second Year	COURSE CODE	EVSUT 249
		COURSE TEACHER	Dr. D. S. Nishadkar

Sr. NO.	Roll No	Name	CO1			CO2			CO3			CO4			Total Marks			
			Max Marks	0	%	Y/N	Max Marks	0	%	Y/N	Max Marks	0	%	Y/N	Max Marks	0	%	Y/N
1	ES 202201	Bhanrase Aditya Malhari													0		0	Y
2	ES 202202	Chandrabary Prafull Vandkarwar													13		52	Y
3	ES 202203	Devanshi Aniket Galamrao													16		36	Y
4	ES 202204	Dhruval Kuldip Nemhath													15		60	Y
5	ES 202205	Gaokwad Kajal Ritbor													16		64	Y
6	ES 202206	Aarave Abhishek Sanjay													15		60	Y
7	ES 202207	Genav Prantisha Subhas													15		60	Y
8	ES 202208	Jadhav Rohit Shankar													16		64	Y
9	ES 202209	Kamble Gokul Sanjay													15		60	Y
10	ES 202210	Kulkarni Shrusi Sohas													16		64	Y
11	ES 202211	Mane Udaysinh Avil													15		60	Y
12	ES 202212	Parit Omkar Rajgumar													13		52	Y
13	ES 202214	Patil Shivant Surlkar													17		68	Y
14	ES 202215	Hanandeshwar Priyanka Shankar													15		64	Y
15	ES 202216	Aman Sayendra Raj													15		60	Y
16	ES 202217	Pawar Supriya Bhagwan													6		9	Y
17	ES 202218	Pawar Anshika Ashok													16		64	Y
18	ES 202219	Raut Omkar Dattatraya													16		64	Y
19	ES 202220	Salkar Sakshi Prakash													15		60	Y
20	ES 202221	Sapre Anushka Dinesh													19		60	Y
21	ES 202222	Shinde Neha Ravindra													16		64	Y
22	ES 202223	Chikase Suniti Balkrishna													15		60	Y
23	ES 202224	Sutkar Kanak Prashant													15		60	Y
	ES 2022016	Jayeshri Kor													15		60	Y
	Average:														13.9		56	100.00

Course Teacher

Head of the Department

Principal



RECORD OF CONTINUOUS INTERNAL ASSESSMENT
MARKS

ACADEMIC YEAR	2023-24	PROGRAM	M.Sc. Environmental Sciences
Sem	IV	COURSE	PRACTICAL PAPER BASED ON CHOICE PAPER 2
CLASS	Second Year	COURSE CODE	
		COURSE TEACHER	Dr. D.S. Nimbalgi

Sr. NO.	Roll No.	Name	ACTIVITY 1 (Written test dated 29 & 30 April 2024)				ACTIVITY 2				ACTIVITY 3				ACTIVITY 4			
			Max Marks	#	%	Y/N	Max Marks	#	%	Y/N	Max Marks	#	%	Y/N	Max Marks	#	%	Y/N
1	ES 202201	Bhanuase Aditya Mahant	1		13	No	0	No	0	No	0	No	0	No	0	No		
2	ES 202202	Choudhary Pratik Vishakumar	6		75	Yes	0	No	0	No	0	No	0	No	0	No		
3	ES 202203	Devraj Aniket Galvan	7		88	Yes	0	No	0	No	0	No	0	No	0	No		
4	ES 202204	Dharmaj Kalpid Nemibath	7		88	Yes	0	No	0	No	0	No	0	No	0	No		
5	ES 202205	Galwad Kalj Kishor	7		88	Yes	0	No	0	No	0	No	0	No	0	No		
6	ES 202206	Awate Abhishek Sanjay	6		75	Yes	0	No	0	No	0	No	0	No	0	No		
7	ES 202207	Gurav Pratiksha Suhag	7		88	Yes	0	No	0	No	0	No	0	No	0	No		
8	ES 202208	Jadhav Rohit Shankar	7		88	Yes	0	No	0	No	0	No	0	No	0	No		
9	ES 202209	Kamble Gokul Sanjay	7		88	Yes	0	No	0	No	0	No	0	No	0	No		
10	ES 202210	Kulkarni Shirut Subhas	8		100	Yes	0	No	0	No	0	No	0	No	0	No		
11	ES 202211	Mane Udayvish Anil	6		75	Yes	0	No	0	No	0	No	0	No	0	No		
12	ES 202213	Patil Omkar Rajkumar	7		88	Yes	0	No	0	No	0	No	0	No	0	No		
13	ES 202214	Patil Shivani Sharikat	8		100	Yes	0	No	0	No	0	No	0	No	0	No		
14	ES 202215	Pradipeshwar Prayanka Chavan	8		100	Yes	0	No	0	No	0	No	0	No	0	No		
15	ES 202216	Aman Sayendra Rai	8		100	Yes	0	No	0	No	0	No	0	No	0	No		
16	ES 202217	Pawar Supriya Bhagwan	0		0	No	0	No	0	No	0	No	0	No	0	No		
17	ES 202218	Pewar Anikla Ashok	8		100	Yes	0	No	0	No	0	No	0	No	0	No		
18	ES 202219	Raut Omkar Dattaraya	7		88	Yes	0	No	0	No	0	No	0	No	0	No		
19	ES 202220	Salekar Sakshi Prakash	7		88	Yes	0	No	0	No	0	No	0	No	0	No		
20	ES 202221	Sapre Anushka Dinesh	8		100	Yes	0	No	0	No	0	No	0	No	0	No		
21	ES 202222	Shinde Neha Bhantra	8		100	Yes	0	No	0	No	0	No	0	No	0	No		
22	ES 202223	Chikane Sunil Baleshina	8		100	Yes	0	No	0	No	0	No	0	No	0	No		
23	ES 202224	Sutkar Kunal Prashant	7		88	Yes	0	No	0	No	0	No	0	No	0	No		
24	ES 202016	Jayashri Kor	7		88	Yes	0	No	0	No	0	No	0	No	0	No		
Average			6.67		83	91.67	0	0.00	0	0.00	0	0.00	0	0.00	0	0.00		

[Signature]
Course Teacher

[Signature]
Head of the Department

[Signature]
Principal